

JOUKO KÄRKKÄINEN

Ply Wall Elements



Ply 1

Ply 2

Ply Strong

Ply Grey

Ply White

Ply Wall Elements are wooden interior panels for walls and ceilings. By combining these elements you can create continuing surfaces.

Elements are made of birch plywood and solid wood frames. There is three different models: Ply 1, Ply 2 and Ply Strong.

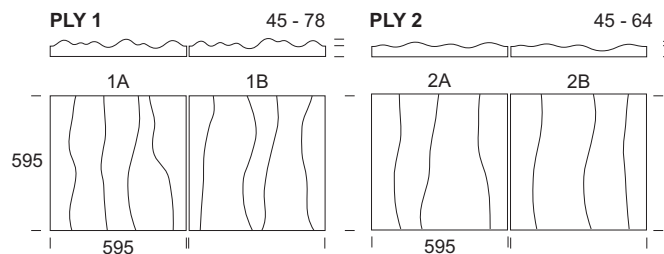
Standard Ply-elements are available in lacquered birch, colored dark grey or cool white. The size of one element is 595 x 595 mm.

Ply Wall Element won the DESIGN PLUS Award in 2004.

Sales in Finland: Design Forum Finland Shop
Vepsäläinen

Sales to abroad: www.showroomfinland.fi.

Custom made Ply-elements and projects straight from the designer.



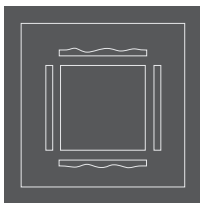
JOUKO KÄRKKÄINEN

info@joukokarkkainen.com
www.joukokarkkainen.com

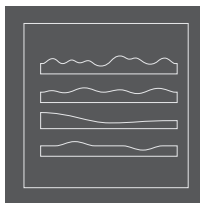
Albertinkatu 46 B 26 B, 00180 Helsinki, Finland
+358 40 515 0008

JOUKO KÄRKKÄINEN

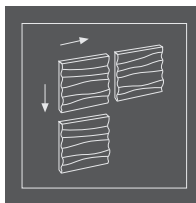
Ply Wall Elements



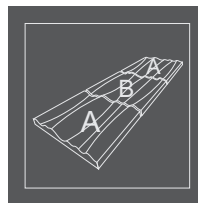
595 x 595 mm



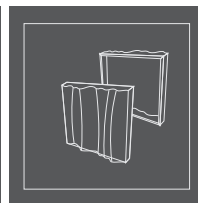
Profiles



Easy to fix



Continuing



Structure

Ply Wall Element 1 is curly one, Ply 2 wavy and Strong has 3 mm thick surface for heavy use.

By request you can have different size and colored elements straight from the designer.

TAILORED ELEMENTS

Tailored Elements can be between 400 - 1200 mm. The basic form can be something else than a square also. Example of 1,2 x 1,2 meter elements below.



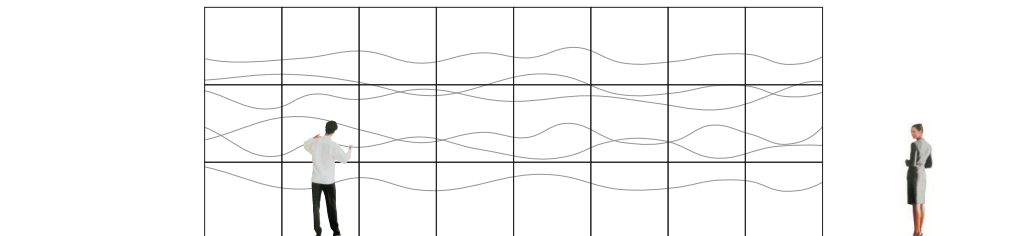
Standard size 595 x 595 mm



TAILORED 600 X 1200 mm



TAILORED 1200 X 1200 mm



JOUKO KÄRKKÄINEN

info@joukokarkkainen.com
www.joukokarkkainen.com

Albertinkatu 46 B 26 B, 00180 Helsinki, Finland
+358 40 515 0008